

Desert Skies Middle School

2023-2024 SCHOOL PERFORMANCE PLAN



Student Success Goal

DSMS will continue to use ELLevations strategies in all classes throughout the 23-24 school year. DSMS teachers selected four strategies (words360; RACE organizers; think, write, pair, share; sentence scramble) that were used during the 22-23SY that have proven effective with our English Learner students. DSMS will implement one strategy per quarter and all teachers will be required to use the selected strategy a minimum of one time each week.

To support students to achieve this goal:

1. Student growth will be measured in the Winter and Spring through iReady diagnostic screenings in both reading and math. These scores will be compared to the Fall diagnostic baseline to determine student growth.
2. Student growth will also be measured through classwork and classroom formative assessments.

Student, Staff, and Family Partnerships Goal

Desert Skies will engage at least 20% of our parents and community members at calendared and virtual events as measured by attendance sheets and unique logons to our website.

To support students and families to achieve this goal, we will:

1. Track number of parents participating in school events.
2. Number of events offered to parents and community.

Resources for Parents and Families

Quick Tips for Parents and Families

Get involved! Contact Karolina Moran for information about volunteering with our school.

Stay connected! Let the front office know if your phone number, email, or home address has changed.

Know your child's teachers! We are here to support your child's learning journey.

Resource Links

Infinite Campus Parent Portal

See your child's grades, assignments, attendance information and important updates

www.washoeschools.net/ICparent

Family Resource Centers

Basic needs assistance, resource referrals, and help with accessing services like SNAP

www.washoeschools.net/FRC

Care Solace

Free and confidential help to access mental health care providers in your community

www.washoeschools.net/Care



OUR WCSO PROMISE

We will know every student by **NAME, STRENGTH AND NEED** so they graduate prepared for the future they choose and we will deliver on this promise in partnership with our **FAMILIES and COMMUNITY.**

Our Student Demographics

100% Free or Reduced Lunch

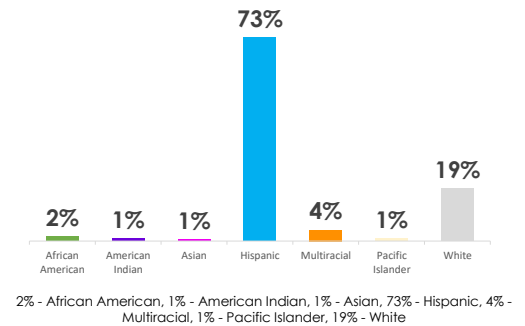
24% English Learners

16% Individualized Education Plans

2% Children in Transition

1% Foster

1% Gifted & Talented



Total Enrollment

978

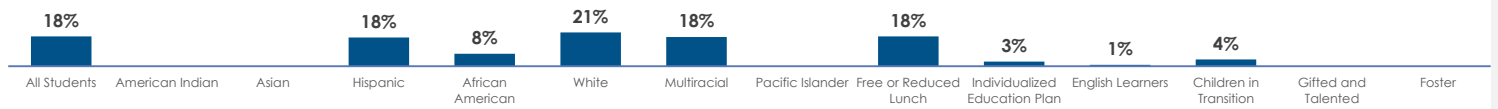


Smarter Balanced Assessment

Percent Achieving 'At or Above' Standard

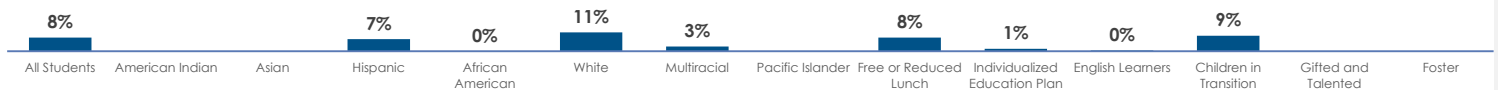


English / Language Arts



English / Language Arts: Percentage achieving "At or Above" standard (2022-2023): 18% - All Students, * - American Indian, * - Asian, 18% - Hispanic, 8% - African American, 21% - White, 18% - Multiracial, * - Pacific Islander, 18% - Free or Reduced Lunch, 3% - Individualized Education Plan, 1% - English Learners, 4% - Children in Transition, * - Gifted and Talented, * - Foster

Mathematics



Mathematics: Percentage achieving "At or Above" standard (2022-2023): 8% - All Students, * - American Indian, * - Asian, 7% - Hispanic, 0% - African American, 11% - White, 3% - Multiracial, * - Pacific Islander, 8% - Free or Reduced Lunch, 1% - Individualized Education Plan, 0% - English Learners, 9% - Children in Transition, * - Gifted and Talented, * - Foster



5th Grade Science Assessment

17%

Percentage of students achieving 'At or Above' Standard



Attendance

41%

Percentage of students missing 10% or more of school days

Scan to see more data!

